



THE GATE CLOSER SPECIALISTS

Locinox Vinci Single Keypad Lock


As part of the Vinci range of keypad locks, the Vinci single keypad lock is specified when a pass code protected entrance and free passage exit is required.

This lock can be fitted with an easy exit push bar or push pad, for gates which are part of a quick exit route.

Most keypad locks are vertical to minimise deposits of water and debris collecting around the digit buttons. The Vinci is different. Vinci keypads are set at an angle facing upwards to the user making it easier to enter a code, particularly for people with multifocal glasses. The lock's keypads are protected from water and debris by a hinged polymer cover.

Vinci lock housings are aluminium and the internal lock mechanisms are stainless steel. This provides strength and durability, even in the harshest environments.

If electricity is unavailable and reliable access control is required, Vinci is the solution. Vinci a completely mechanical lock, no electricity required.



Key features:

Easy keypad code changing

Lock code rearms when handle is pushed

Keypad code for entry, code free exit

Code detection security press plate

Interchangeable with other Locinox locks

Robust design and construction

Salt spray tested - high corrosion resistance

20 mm latch bolt projection adjustment

Suitable for square, round or flat gate profiles

Can be used with all Gate Control Gear closers

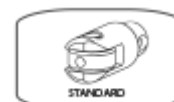
LOCINOX

**500.000
TESTED**

**STAINLESS
STEEL**



**100%
MECHANICAL**



**3 YEAR
WARRANTY**

Locinox Vinci

Single Keypad Lock



A wide range of lock models offering colour and profile options to make it an easy task selecting a suitable gate lock.

To create the highest lock security possible, a selection of keeps with stop plate colours to match Vinci lock housings are also available.

Locks

LFKQ3030X1L	30 to 50 mm box section
LFKQ4040X1L	40 to 60 mm box section
LFKQ6060X1L	60 to 80 mm box section
LFRQ3030X1L	30 to 50 mm tube section
LFRQ4040X1L	40 to 60 mm tube section
LFRQ4040X1L	60 to 80 mm tube section
LFPQ1010X1L	10 to 30 mm flat section



Keeps

SAKL QF	Box section		Standard
SARL QF	Tube section		
SHKL QF	Box section		Security
SHRL QF	Tube section		

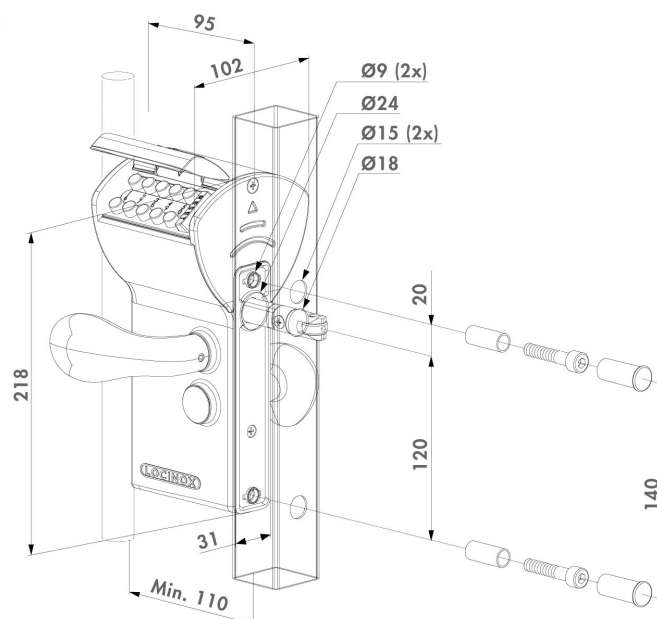
Easy Exit Accessories

3006PUSH	Push Pad
PUSHBAR	Push Bar



Colours

ZILV	Silver	
RAL6005	Moss green	
RAL9005	Black	



Vinci locks are suitable for use with all gate closers supplied by Gate Control Gear